

# STEVENS / CUSTOM 47




*The New Generation Yacht, Designed For Speed By S&S,  
Built For Comfort By Stevens Yachts*

*"The 47 is an unsurpassed performance-cruiser."*

*"I knew the Stevens 47 was going to be fast when we designed it. Then I sailed on it during Antigua Race Week and was just delighted. Each day we showed we had it, especially when we got on the wind. [The 47 won six trophies in the series.]*

*"And yet, for all her speed, the Stevens 47 is a true cruising boat, with accommodations that offer all the amenities and then some. Quite an accomplishment, I'd say."*

Rod Stephens, of Sparkman & Stephens



*The navsta is fully instrumented*

The success of this S&S design is the result of having struck a number of critical balances, inside and out.


Interior accommodations, for example, strike a balance between the need for privacy and the enjoyment of open space, between safety at sea and comfort at anchor. Deck layout and hardware is designed for shorthanded sailing at sea and ease of handling in tight anchorages, as well as for speed around the buoys.

Ease of access to every nook and cranny, moreover, makes the 47 a pleasure to operate and maintain.



*Spaciousness and two-way access aft are hallmarks of the salon*





*The galley features gimballed stove and fridge/freezer*



*The fold-away table accommodates eight for elegant dining*



*In addition to snug sea-berths in the main salon, over and under berths in the private stateroom to port offer good sleeping arrangements in port or at sea, as well as plenty of storage space for gear.*

*The owner's accommodations aft include a spacious double berth (with sea cloths), seats, hanging lockers and a private head, even larger than a similar one forward, with access from both stateroom and salon.*



*Privacy for two forward includes roomy closets and shelves*

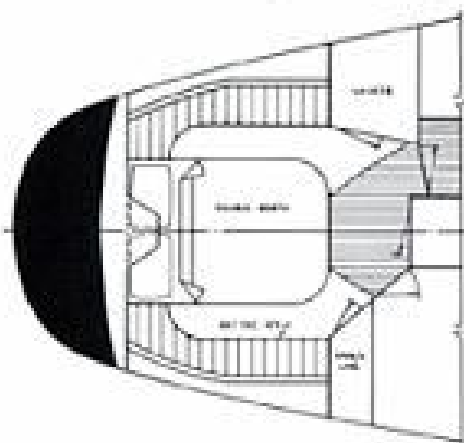
*"The large, spray-free center cockpit extends gracious living topside"*



Underway or at anchor, the cockpit is the center of life *al fresco*.

The raised, amidships location provides the helmsman with unobstructed views of sails, deck area and surrounding water. Handy placement of the two-speed, self-tailing winches nearby makes single-handing a breeze.

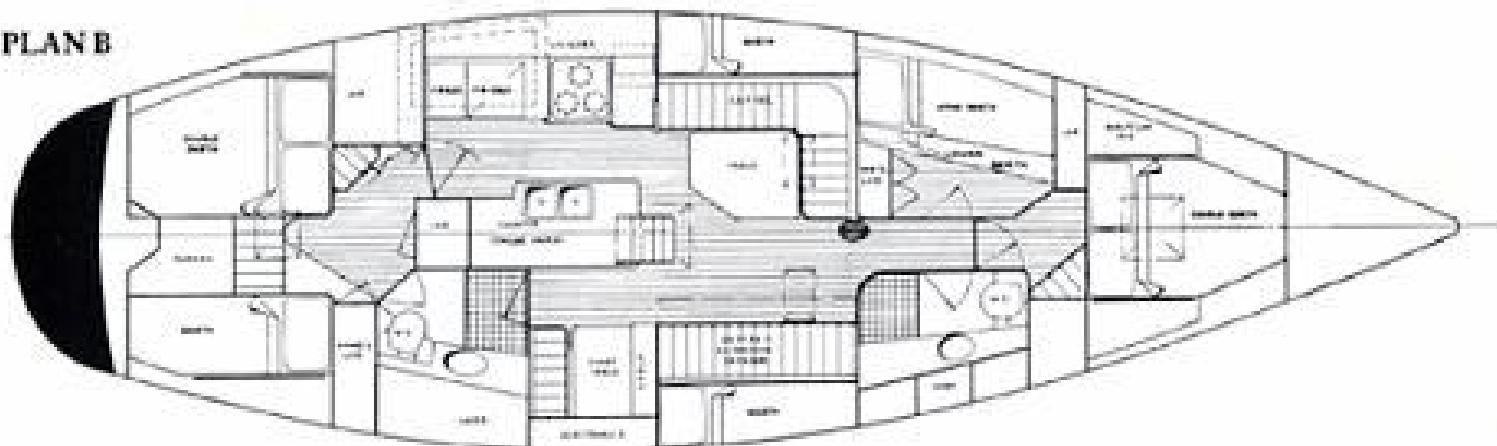
A sturdy three-leaf, fold-out table is ideal for hors d'oeuvres and drinks at sundown or lunching and dining for six.



PLAN A

SPECIFICATIONS	
LOA .....	46'10"
LWL .....	37'9"
Beam .....	14'3"
Draft .....	6'0"
Displacement .....	32,000 lbs.
Ballast .....	14,500 lbs.
Sail Area .....	1,051 sq. ft.
Water Capacity .....	250 gals. [3 tanks]
Fuel Capacity .....	100 gals. [2 tanks]
Designer .....	Sparkman & Stephens

PLAN B



STEVENS YACHTS OF ANNAPOLIS, INC.